



CHARGING



The driving force
for your discharge.

Power Supply



The high-voltage generators provide the appropriate electrical supply with the necessary polarity for all Kersten charging components.

This holds true regardless of the world's varying mains voltage standards. Connect up to 4 charging components with the generators and get the benefits of charging without compromises.

KERSTEN-PRODUCTS – YOUR BENEFITS

- Plug-in system
- Easy assembly
- Suitable for various application areas
- No EMC problems
- Minimal maintenance / Maintenance free
- Additional connectable discharging generator

GENERAL NOTICE

Custom-made products and customer-specific adaptations are possible at any time if necessary.

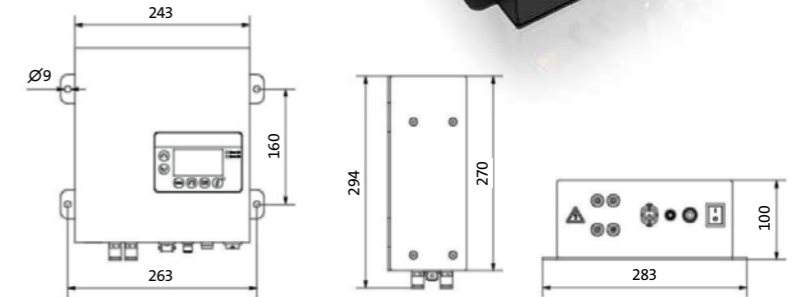


Find further information related to product category at www.kersten.de/en

CG 102

The charging generator CG 102 optimally supplies every charging component of KERSTEN Electrostatik. It delivers a regulated (digital PID control) output voltage of maximum +25kV.

- Interface function
- Simple operation via keypad
- Additional supply of discharging generator
- Settings storable
- Connectable to control stand



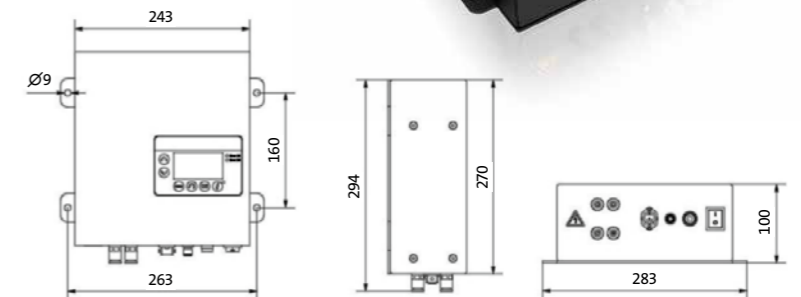
All dimensions in mm.



CG 202

The charging generator CG 202 optimally supplies every charging component of KERSTEN Electrostatik. It delivers a regulated (digital PID control) output voltage of maximum -25kV.

- Interface function
- Simple operation via keypad
- Additional supply of discharging generator
- Settings storable
- Connectable to control stand



All dimensions in mm.







POWER SUPPLY

TECHNICAL DATA			CG 102	CG 202
Supply voltage	U_N	V DC	24 +- 10%	24 +- 10%
Internal protection	I	A	5.0	5.0
Max. operating current	I_B	A	4	4
Max. active power	P	W	65	65
INTERFACES				
External control	U_S / I_S	V DC	0-10 / 4-20	0-10 / 4-20
Return value output voltage	I_{Ua}	mA	4-20	4-20
- Max. load resistance	R_B	Ω	600	600
Return value output current	I_{Ia}	mA	4-20	4-20
- Max. load resistance	R_B	Ω	600	600
Output voltage CG 102 active	U_{ON}	V DC	24 +- 10%	24 +- 10%
- Max. supply current		A	0.5	0.5
Power supply discharging generator DG X06	U_B	V DC	24 +- 10%	24 +- 10%
- Max. supply current		A	0.5	0.5
INTERFACE ERRORS				
Voltage error output CG 102	U_F	V DC	24 +- 10%	24 +- 10%
- Max. supply current	I_V	A	0,5	0.5
Error output DG X06	U_F	V DC	24 +- 10%	24 +- 10%
- Max. supply current	I_V	A	0.5	0.5
Output voltage	U_A	KV DC	+2 - +25	-2 - -25
Max. output current	I_{max}	mA	2	2
Type of protection			IP 65	IP 65
Number of high-voltage slots			4	4
External release			potenzial-free contact	potenzial-free contact

SUBJECTS TO TECHNICAL MODIFICATIONS.



Small product,
big effect.



Electrodes

The KERSTEN charging electrodes are the key element in creating and applying targeted electrostatic charge. The required size and additional functions, like air support, are able to be adapted to your requirements.

The electrodes can be attached to any point and, therefore, can be used very precisely. The longevity of the electrodes makes them particularly suitable for long-term use.

KERSTEN-PRODUCTS – YOUR BENEFITS

- Durable and robust due to GFRP
- Minimal maintenance / Maintenance free
- Continuous flow of ions
- Customizable to the centimetre

LEGEND

L = with adjustable air support

GENERAL NOTICE

Custom-made products and customer-specific adaptations are possible at any time if necessary.

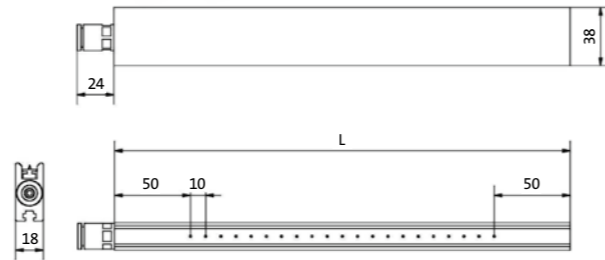


Find further information related to product category at www.kersten.de/en

CE 103

Our new charging electrode. The charging electrode CE 103L consists of glass fibre reinforced plastic and is used for surface charging of a wide variety of materials.

- Minimal maintenance effort
- Plug-in system
- Continuous flow of ions

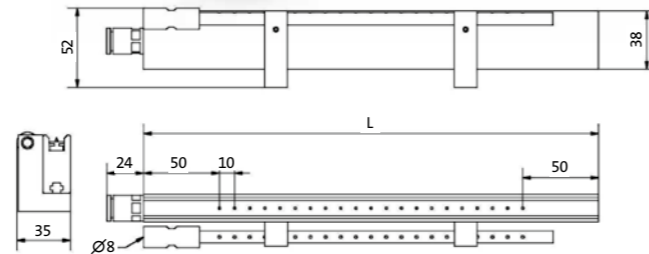


All dimensions in mm.


CE 103 L

Our new charging electrode. The charging electrode CE 103L (with air support) consists of glass fibre reinforced plastic and is used for surface charging of a wide variety of materials.

- Minimal maintenance effort
- Plug-in system
- Continuous flow of ions
- Suitable for your compressed air supply



All dimensions in mm.



ELECTRODES

GENERAL			CE 103	CE 103 L
Supply voltage	U_{max}	kV DC	+/-30kV	+/-30kV
Grid with (tip distance)		mm	10	10
Minimum distance to metal surfaces (lateral/operating direction)				
- Lateral (max. voltage)	A_{min}	mm	50	50
- In operating direction (max. voltage)	A_{min}	mm	50	50
Minimum bend radius of cable (fixed installation)	R	mm	64	64
Air connection		mm		Ø8
CLIMATIC CONDITIONS				
Temperature for transport and storage	T	°C	-25 - +85*	-25 - +85*
		°F	-13 - +185*	-13 - +185*
Temperature in operation	T	°C	+5 - +80**	+5 - +80**
		°F	+41 - +176**	+41 - +176**
Relative humidity (non-condensing)	RH	%	< 80	< 80
DIMENSIONS	L / B / H	mm	L / 18 / 38	L / 35 / 52

*acc. UL50 TypB / class 3K3 max. +70 0C (+158 0F) **acc. UL50 TypB / class 3K3 max. +70 0C (+158 0F)

SUBJECTS TO TECHNICAL MODIFICATIONS.

GENERAL ACCESSORIES

- Measuring Instruments:
Securing process quality through checks is an important topic. With the measurement devices offered by KERSTEN, you're able to have your entire process under control. We will gladly create an offer for you with the right measurement devices for your application
 - Electrostatic field meter
 - Digital multimeter
 - High voltage probe
- Pneumatic Supply:
The pneumatic supply and distribution systems offered by KERSTEN allow you to enjoy the benefits of air-assisted electrostatic discharging even without your own house air supply.
 - Compressor
 - Air fittings



www.tuev-sued.de/ps-zert

KERSTEN ELEKTROSTATIK GMBH

Walter-Knoell-Straße 3

79115 Freiburg | Germany

T +49 761 47944-0 | F +49 761 47944-99

info@kersten.de | www.kersten.de/en

